



Apex Medical Corp.

2018 The First Investor Conference

May 7th , 2018



2017 Consolidated Income Statement

Unit: NTDK

	2017 Aud.	2016 Aud.	'17/'16 Var.(%)	'17/'16 Var.(%)
Net Sales	2,089,277	1,990,275	99,002	5%
Gross Profit	906,523	878,181	28,343	3%
Gross Margin(%)	43.4%	44.1%	-	-
Operating Expenses	754,946	718,882	36,064	5%
Operating Profit	151,766	162,130	- 10,363	-6%
Income tax	34,083	39,443	- 5,360	-14%
Net Income	117,683	122,687	- 5,004	-4%
Net Income attributed to owner of the parent company	118,263	122,504	- 4,241	-3%
Basic EPS(NT\$)	1.42	1.47		



2017/12/31 Consolidated Balance Sheet

Unit: NTDK

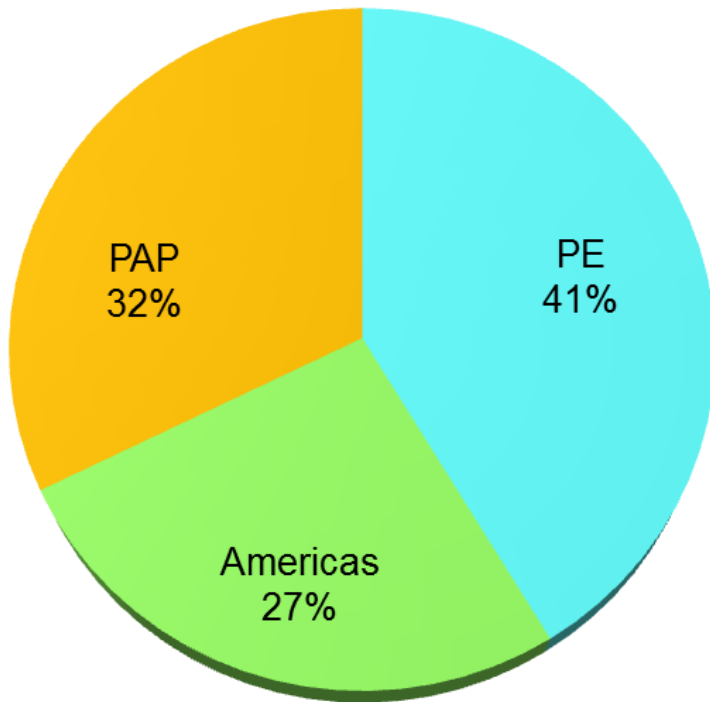
	2017 Aud.	2016 Aud.	Variance	
	Amount	Amount	Amount	%
Cash and cash equivalent	409,514	435,789	-26,275	-6%
Accounts receivable	307,638	249,376	58,262	23%
Inventories	351,997	313,836	38,161	12%
Total current assets	1,284,144	1,268,131	16,013	1%
Property, plant and equipment	583,398	623,011	-39,613	-6%
Intangible Assets	445,378	432,513	12,865	3%
Total non-current assets	1,300,150	1,322,918	-22,768	-2%
Total Assets	2,584,294	2,591,049	-6,755	0%
Short-term debt	280,112	322,677	-42,565	-13%
Accounts payable	152,913	184,242	-31,329	-17%
Other payables	164,691	157,648	7,043	4%
Total current liabilities	674,839	738,224	-63,385	-9%
Bonds payable	290,529	285,397	5,132	2%
Total long-term liabilities	301,266	294,782	6,484	2%
Total liabilities	976,105	1,033,006	-56,901	-6%
Total share capital	833,855	833,855	0	0%
Total retained earnings	786,835	735,491	51,344	7%
Owners' equity attributed to the parent company	1,606,257	1,554,515	51,742	3%
Total owners' equity	1,608,189	1,558,043	50,146	3%
Total liabilities and owners' equity	2,584,294	2,591,049	-6,755	0%

Note: Only important accounts are listed in the table.

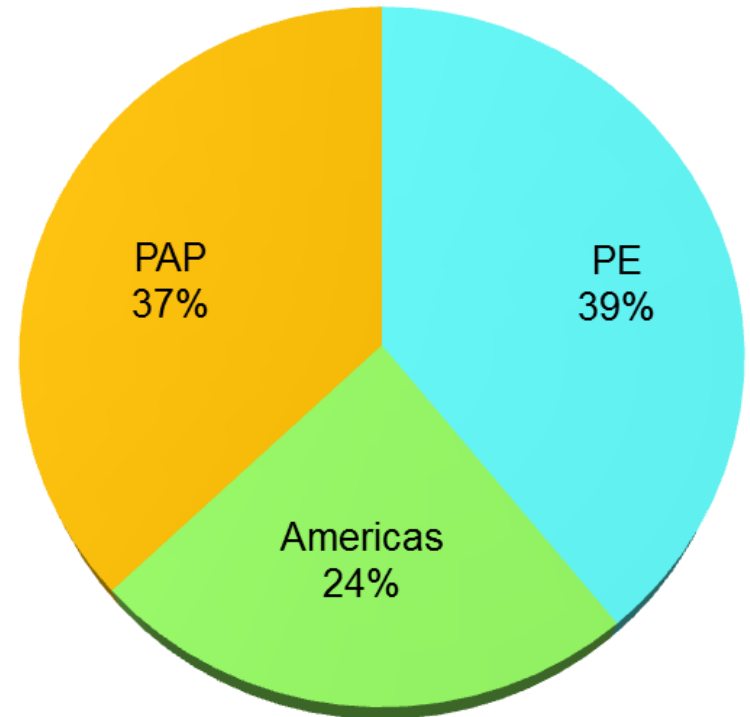


2017 Sales by Department

2017 Act.



2016 Act.

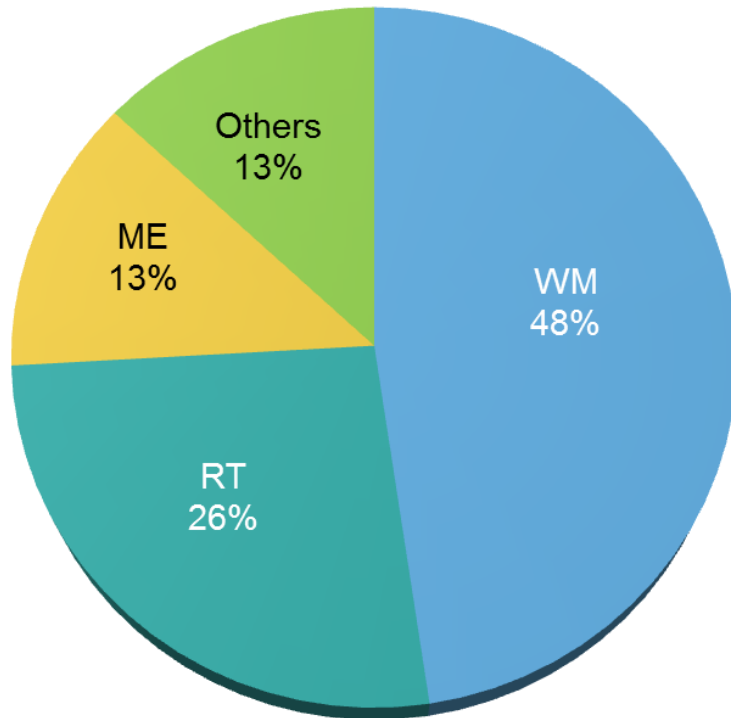


Note : 2016 sales of department is reclassified according to 2017 departments.

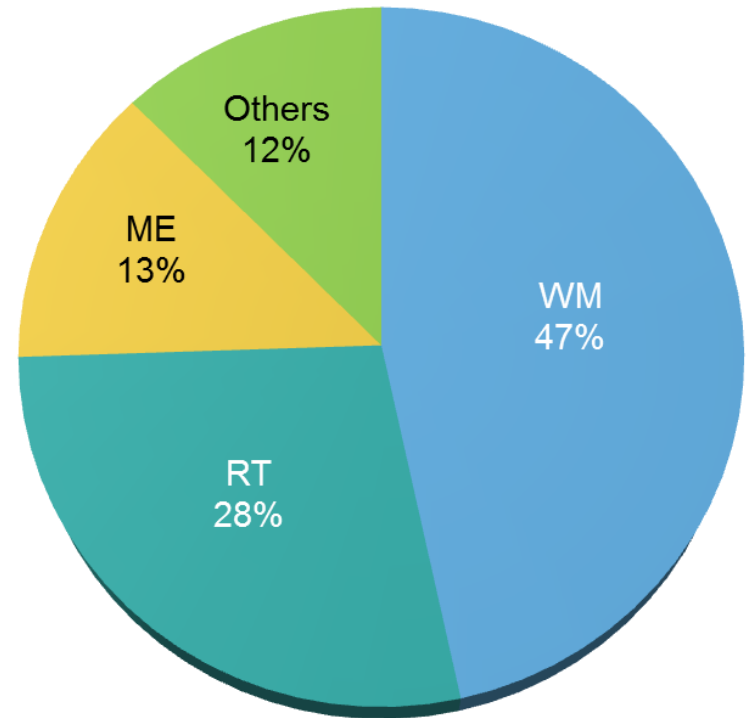


2017 Sales by Product

2017 Act.



2016 Act.

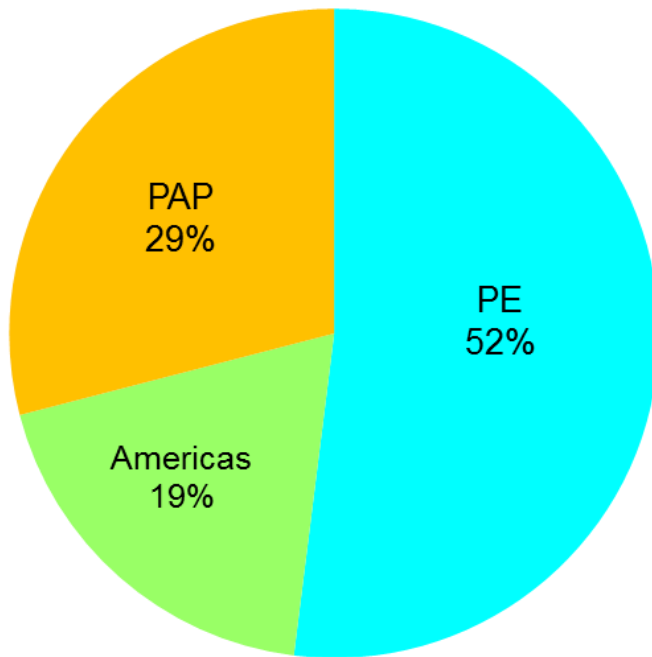




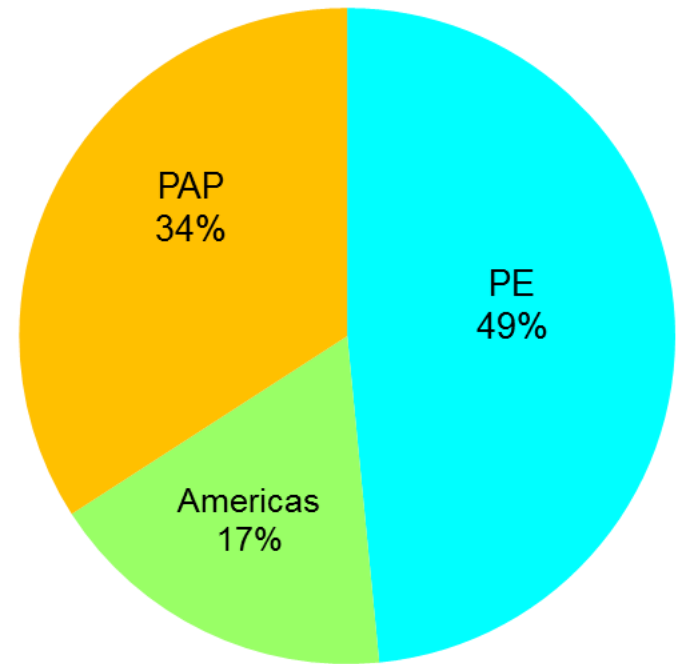
2018Q1 Consolidated Revenue(1) (per book numbers)

The consolidated revenue for the first quarter of 2018 totaled NT\$ 499 million, up 6.4 percent compared to the same quarter of NT\$469 million last year.

2018Q1 Per Book



2017Q1 Review

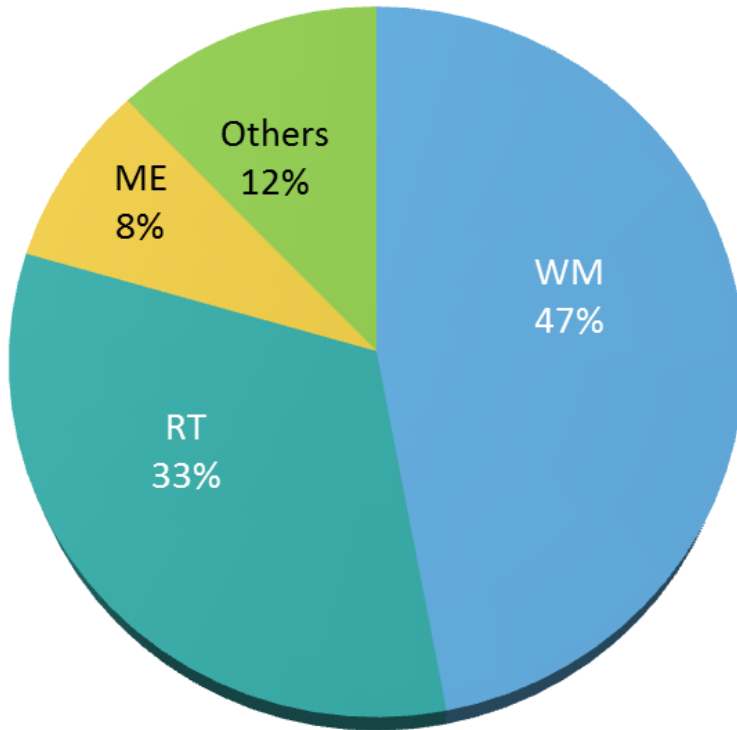


Note : 2017 sales of department is reclassified according to 2018 departments.

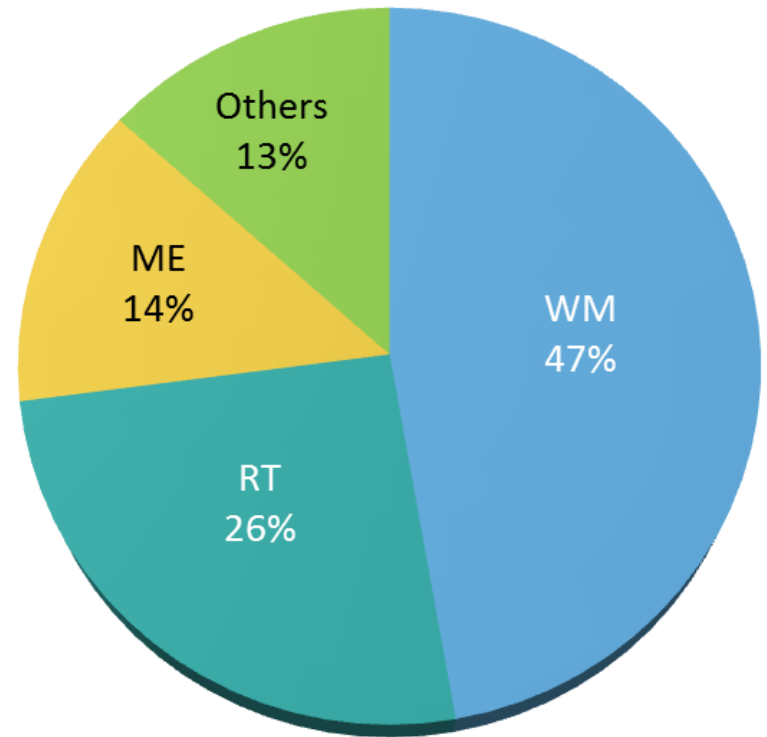


2018Q1 Consolidated Revenue(2) (per book numbers)

2018Q1 Per Book



2017Q1 Review





Launch of New Respiratory Product

- Apex will launch new products W310 、 W320 and W510 in the 3rd quarter of 2018. The growth in respiratory accessory sales will be expected through this launch of new Wizard series products.



WIZARD
310

Nasal Mask



WIZARD
320

Full Face Mask



WIZARD
510

Nasal Mask



<http://www.apexmedicalcorp.com>

IR @apexmedicalcorp.com